

PCT

WORLD INTELLECTUAL PROPERTY ORGANIZATION
International Bureau



CL

INTERNATIONAL APPLICATION PUBLISHED UNDER THE PATENT COOPERATION TREATY (PCT)

<p>(51) International Patent Classification⁴ : A61K 31/365, 31/35, 3/215 A61K 31/19 // (A61K 31/365 A61K 31:35, 31:215, 31:19)</p>	<p>A2</p>	<p>(11) International Publication Number: WO 88/ 05296 (43) International Publication Date: 28 July 1988 (28.07.88)</p>
<p>(21) International Application Number: PCT/US88/00257 (22) International Filing Date: 26 January 1988 (26.01.88) (31) Priority Application Number: 007,061 (32) Priority Date: 27 January 1987 (27.01.87) (33) Priority Country: US (60) Parent Application or Grant (63) Related by Continuation US 007,061 (CON) Filed on 27 January 1987 (27.01.87) (71) Applicant (for all designated States except US): WARN- ER-LAMBERT COMPANY [US/US]; 2800 Ply- mouth Road, Ann Arbor, MI 48105 (US).</p>	<p>(72) Inventors; and (75) Inventors/Applicants (for US only) : FAWZI, Mahdi, B. [US/US]: 11 Timberline Drive, Flanders, NJ 07836 (US). NEWTON, Roger, S. [US/US]: 1425 Bardstown Trail, Ann Arbor, MI 48105 (US). ROTH, Bruce, D. [US/US]: 1440 King George Blvd., Ann Arbor, MI 48104 (US). YAKATAN, Gerald, J. [US/US]: 13813 Boquita Drive, Del Mar, CA 92014 (US). (74) Agents: JANSSEN, Jerry, F.; Warner-Lambert Com- pany, 2800 Plymouth Road, Ann Arbor, MI 48105 (US) et al. (81) Designated States: AT, AT (European patent), AU, BB, BE (European patent), BG, BR, CH, CH (European patent), DE, DE (European patent), DK, FI, FR (Eu- ropean patent), GB, GB (European patent), HU, IT (European patent), JP, KP, KR, LK, LU, LU (Euro- pean patent), MC, MG, MW, NL, NL (European pa- tent), NO, RO, SD, SE, SE (European patent), SU, US. Published Without international search report and to be repu- blished upon receipt of that report.</p>	
<p>(54) Title: LIPID REGULATING COMPOSITIONS</p>		
<p>(57) Abstract Single dose formulations containing 5-(2,5-dimethylphenoxy)-2,2-dimethylpentanoic acid and an HMG-CoA reduc- tase inhibitor are effective pharmacological formulations for regulating blood serum lipid and cholesterol levels.</p>		

FOR THE PURPOSES OF INFORMATION ONLY

Codes used to identify States party to the PCT on the front pages of pamphlets publishing international applications under the PCT.

AT	Austria	FR	France	ML	Mali
AU	Australia	GA	Gabon	MR	Mauritania
BB	Barbados	GB	United Kingdom	MW	Malawi
BE	Belgium	HU	Hungary	NL	Netherlands
BG	Bulgaria	IT	Italy	NO	Norway
BJ	Benin	JP	Japan	RO	Romania
BR	Brazil	KP	Democratic People's Republic of Korea	SD	Sudan
CF	Central African Republic	KR	Republic of Korea	SE	Sweden
CG	Congo	LJ	Liechtenstein	SN	Senegal
CH	Switzerland	LE	Sri Lanka	SU	Soviet Union
CM	Cameroon	LU	Luxembourg	TD	Chad
DE	Germany, Federal Republic of	MC	Monaco	TG	Togo
DK	Denmark	MG	Madagascar	US	United States of America
FI	Finland				

LIPID REGULATING COMPOSITIONS

Background of the Invention

The present invention is related to pharmaceutical compositions and methods of treatment. More particularly it concerns pharmaceutical compositions comprising combinations of blood serum lipid and cholesterol regulating agents.

In recent years the role which elevated blood plasma levels of cholesterol plays in pathological conditions in man has received much attention. Deposits of cholesterol in the vascular system have been indicated as causative of a variety of pathological conditions including coronary heart disease.

Initially, studies of this problem were directed toward finding therapeutic agents which are effective in lowering total serum cholesterol levels. However, it has since been discovered that the mechanism by which cholesterol is transported in the blood and deposited as plaques on vascular walls is quite complex. Current understanding of the problem differentiates between the different forms of lipoprotein cholesterol which circulate in the blood stream and it is now believed that effective approaches to the control of blood serum cholesterol involve more than merely reducing the levels of total serum cholesterol.

For example, it is now known that cholesterol is transported in the blood stream in the form of complex particles consisting of a core of cholesteryl esters plus triglycerides and an exterior consisting primarily of phospholipids and a variety of types of protein which are recognized by specific receptors. For example, cholesterol is carried to the sites of deposit in blood vessels in the form of low density lipoprotein cholesterol (LDL cholesterol) and away from such

sites of deposit by high density lipoprotein cholesterol (HDL cholesterol).

Following these discoveries, the search for therapeutic agents which control serum cholesterol has increasingly turned to finding compounds which are more selective in their action; that is, agents which are effective both in elevating the blood serum levels of HDL cholesterol and/or lowering the levels of LDL cholesterol, and in lower serum triglycerides.

One approach to lowering total and LDL-cholesterol levels in blood serum has centered around the discovery of therapeutic agents which inhibit the enzyme 3-hydroxy-3-methylglutaryl coenzyme A reductase (HMG-CoA reductase). This enzyme acts in the metabolic pathway involving the biosynthesis of cholesterol, and it is known that inhibitors of HMG-CoA reductase are effective in lowering the level of blood plasma cholesterol, especially LDL-cholesterol, in man (cf. M. S. Brown and J. L. Goldstein, New England Journal of Medicine, 305 (9): 515-517 (1981)).

In an alternative approach to the control of serum lipoproteins and cholesterol, it has been found that 5-(2,5-dimethylphenoxy)-2,2-dimethylpentanoic acid (commonly known as gemfibrozil) acts to elevate plasma levels of HDL-cholesterol and to decrease plasma triglycerides. This pharmacological action is an effective method of treating a variety of primary and secondary dislipoproteinemias. (See Saku et al., J. Clin. Invest., 75: 1702-1712 (1985)).

Some attempts have been made to find effective combinations of therapeutic agents to control serum cholesterol and lipid levels. United States Patent 3,846,541 discloses the coadministration of chlorophenoxy isobutyric acid and its esters with a bile acid sequestering

agent. Such combinations result in some lowering of low-density and total cholesterol, but result in compensatory increases in cholesterol biosynthesis.

European Patent Application 0 010 299 discloses combinations of HMG-CoA reductase inhibitors and bile acid sequestrants which are effective in lowering LDL-cholesterol but have minimal effect on HDL-cholesterol.

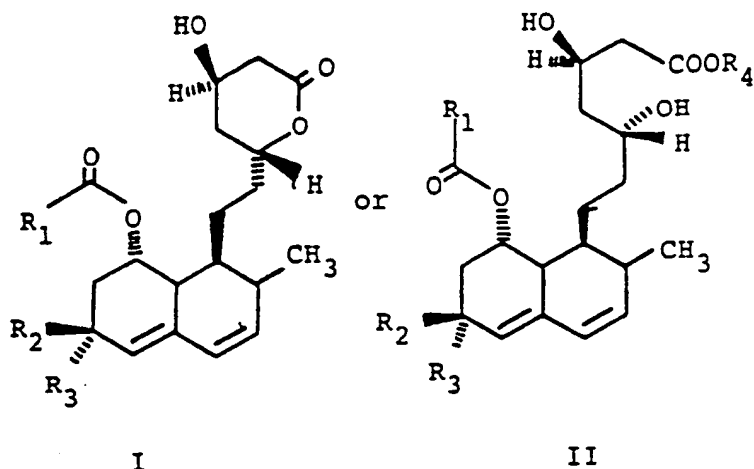
Because HDL-cholesterol is involved in transporting cholesterol away from the sites of vascular deposit and LDL-cholesterol is involved in transporting cholesterol to such sites of deposit, there is a need for effective hypolipidemic agents which act by simultaneously elevating HDL-cholesterol, while lowering LDL-cholesterol and serum triglyceride levels.

Summary of the Invention

It has been found in accordance with the present invention that pharmaceutical compositions combining 5-(2,5-dimethylphenoxy)-2,2-dimethylpentanoic acid (gemfibrozil), its lower alkyl esters and pharmaceutically acceptable acid addition salts together with one or more HMG-CoA reductase inhibitors are effective hypolipidemic agents which elevate HDL-cholesterol while concomittantly lowering levels of LDL-cholesterol and serum triglycerides.

The pharmaceutical compositions of the present invention comprise a first component comprising 5-(2,5-dimethylphenoxy)-2,2-dimethylpentanoic acid (more commonly known as gemfibrozil) or a lower alkyl ester or pharmaceutically acceptable acid addition salt thereof together with a second component comprising an

HMG-CoA reductase inhibitor selected from



where R_1 is selected from $\begin{array}{c} \text{CH}_3 \\ | \\ -\text{CH}-\text{CH}_2\text{CH}_3 \end{array}$, and $\begin{array}{c} \text{CH}_3 \\ | \\ -\text{CH}-\text{CH}_2\text{CH}_3 \\ | \\ \text{CH}_3 \end{array}$. R_2 is hydrogen or hydroxy, R_3 is hydrogen or methyl, and R_4 is lower alkyl or hydrogen or a pharmaceutically acceptable base addition salt thereof. The first and second components of the pharmaceutical composition are present in a weight ratio of respectively between 5:1 and 200:1.

Detailed Description

Particularly preferred HMG-CoA reductase inhibitors for incorporation into the pharmaceutical compositions of this invention together with gemfibrozil are the compounds of formula I above where R_1 is (S)-1-methylpropyl or 1,1-dimethylpropyl, R_2 is hydrogen and R_3 is methyl, the compound where R_1 is (S)-1-methylpropyl, R_2 is hydroxy and R_3 is hydrogen, and the compound where R_1 is (S)-1-methylpropyl, and both R_2 and R_3 are hydrogen. Also preferred are the corresponding lactone ring-opened dihydroxy acids of formula II where the values of R_1 , R_2 and R_3 are as just previously defined.

As used throughout this specification and the appended claims, the term "lower alkyl" means alkyl of from one to four carbon atoms and includes methyl, ethyl, propyl, isopropyl, n-butyl, sec-butyl, iso-butyl, and tert-butyl.

The compound 5-(2,5-dimethylphenoxy)-2,2-dimethylpentanoic acid (gemfibrozil) and its method of preparation are disclosed in United States Patent 3,674,836.

The compound of formula I above where R_1 is (S)-1-methylpropyl, R_2 is hydrogen and R_3 is methyl has the systematic name [1S-[1 α (R*),3 α ,7 β ,8 β (2S*,4S*),-8 $\alpha\beta$]]-1,2,3,7,8,8a-hexahydro-3,7-dimethyl-8-[2-(tetrahydro-4-hydroxy-6-oxo-2H-pyran-2-yl)ethyl]-1-naphthalenyl 2-methylbutanoate, and is more commonly known by its trivial name, mevinolin. Mevinolin is a potent inhibitor of HMG-CoA, having an IC_{50} value of about 2.2 nanomolar. The compound is the product of fermentation and its preparation and isolation are described in United States Patents 4,231,938; 4,294,926; and 4,342,767.

The lactone ring-opened dihydroxy acid corresponding to mevinolin has the systematic name [1S-[1 α (β S*, δ S*),2 α ,6 β ,8 β (R*)8 $\alpha\alpha$]]-1,2,6,7,8,8a-hexahydro- β , δ -dihydroxy-2,6-dimethyl-8-(2-methyl-1-oxobutoxy)-1-naphthaleneheptanoic acid, and is more commonly known by its trivial name mevinolinic acid. Mevinolinic acid possesses an IC_{50} value of about 5.6 nanomolar for inhibition of HMG-CoA reductase. The production of mevinolinic acid and its salts is described in United States Patents 4,319,039 and 4,342,767.

The compound of formula I above where R_1 is 1,1-dimethylpropyl, R_2 is hydrogen and R_3 is methyl has the systematic name [1S-[1 α ,3 α ,7 β ,8 β -(2S*,4S*)8 $\alpha\beta$]]-1,2,3,7,8,8a-hexahydro-3,7-dimethyl-8-[2-(tetrahydro-4-hydroxy-6-oxo-

- 6 -

2H-pyran-2-yl)ethyl]-1-naphthalenyl 2,2-dimethylbutanoate, and is more commonly known by its trivial name, synvinolin. The lactone ring-opened dihydroxy acid corresponding to synvinolin has the systematic name [1S-[1 α (β S*, δ S*),2 α ,6 β ,8 β ,8 α]]-8-(2,2-dimethyl-1-oxobutoxy)-1,2,6,7,8,8a-hexahydro- β , δ -dihydroxy-2,6-dimethyl-1-naphthaleneheptanoic acid. The preparation of synvinolin and the corresponding lactone ring-opened dihydroxy acid are described in United States Patent 4,444,784.

The compound of formula I above where R₁ is (S)-1-methylpropyl, R₂ is hydroxy and R₃ is hydrogen has the systematic name [1S-[1 α (R*),3 β ,7 β ,8 β (2S*,4S*),-8a β]]-1,2,3,7,8,8a-hexahydro-3-hydroxy-7-methyl-8-[2-(tetrahydro-4-hydroxy-6-oxo-2H-pyran-2-yl)ethyl]-1-naphthalenyl 2-methylbutanoate. The corresponding lactone-ring-opened trihydroxy acid has the systematic name [1S-[1 α (β S*, δ S*),2 α ,6 α ,8 β (R*),-8a α]]-1,2,6,7,8,8a-hexahydro- β , δ ,6-trihydroxy-2-methyl-8-(2-methyl-1-oxobutoxy)-1-naphthaleneheptanoic acid. The production of both compounds is described in United States Patent 4,346,227.

The compound of formula I above where R₁ is (S)-1-methylpropyl, and R₂ and R₃ are both hydrogen has the systematic name [1S-[1 α (R*),-7 β ,8 β (2S*,4S*),-8a β]]-1,2,3,7,8,8a-hexahydro-7-methyl-8-[2-(tetrahydro-4-hydroxy-6-oxo-2H-pyran-2-yl)ethyl]-1-naphthalenyl 2-methylbutanoate, and is more commonly known by its trivial name, compactin. The production of compactin is described in United States patents 3,983,140 and 4,049,495. The lactone ring-opened dihydroxy acid corresponding to compactin has the systematic name [1S-[1 α (β S*, δ S*),2 α ,8 β (R*),-8a α]]-1,2,6,7,8,8a-hexahydro- β , δ -dihydroxy-2-methyl-8-(2-methyl-1-oxobutoxy)-1-naphthaleneheptanoic acid.

Gemfibrozil and the ring-opened hydroxy acids of structural formula II above may be used in their free acid form or in the form of a lower alkyl ester or a pharmaceutically acceptable metal or amine salt in the pharmaceutical compositions of the present invention.

Esters are prepared by reacting the free acids with the desired lower alkyl alcohol in the presence of an ester condensation agent such as carbonyldiimidazole, dicyclohexylcarbodiimide and the like. Alternatively, the lactone compounds of formula I may be simultaneously ring-opened and esterified by the action of a sodium salt of the desired lower alkyl alcohol in the alcohol, serving as solvent.

These acids also react to form pharmaceutically acceptable metal and amine salts. The term "pharmaceutically acceptable metal salt" contemplates salts formed with the sodium, potassium, calcium, magnesium, aluminum, iron, and zinc ions. The term "pharmaceutically acceptable amine salt" contemplates salts with ammonia and organic nitrogenous bases strong enough to form salts with carboxylic acids. Bases useful for the formation of pharmaceutically acceptable nontoxic base addition salts of compounds of the present invention form a class whose limits are readily understood by those skilled in the art. See, for example, S. M. Berge et al., J. Pharm. Sci., 66: 1-19 (1977).

The free acid form of compounds of the present invention may be regenerated from the salt form, if desired, by contacting the salt with a dilute aqueous solution of an acid such as hydrochloric acid.

The base addition salts may differ from the free acid forms of the compounds of this invention in such physical characteristics as solubility and

melting point, but are otherwise considered equivalent to the free acid form for the purposes of this invention.

The compounds of the present invention may exist in solvated or unsolvated form. In general, the solvated forms with pharmaceutically acceptable solvents such as water, ethanol and the like, are equivalent to the unsolvated forms for the purposes of this invention.

For preparing pharmaceutical compositions from the compounds of this invention, inert, pharmaceutically acceptable carriers can be either solid or liquid. Solid form preparations include powders, tablets, dispersible granules, capsules, and sachets.

A solid carrier can be one or more substances which may also act as diluents, flavoring agents, solubilizers, lubricants, suspending agents, binders, or tablet disintegrating agents; it can also be an encapsulating material.

In powders, the carrier is a finely divided solid which is in a mixture with the finely divided active component. In tablets, the active compound is mixed with the carrier having the necessary binding properties in suitable proportions and compacted in the shape and size desired.

Powders and tablets preferably contain between about 5 to about 95% by weight of the active ingredient. Suitable carriers are magnesium carbonate, calcium stearate, magnesium stearate, talc, lactose, sugar, pectin, dextrin, starch, tragacanth, methyl cellulose, sodium carboxymethyl cellulose, and the like.

The term "preparation" is intended to include the formulation of the active compound with encapsulating material as a carrier providing a capsule in which the active component (with or

without other carriers) is surrounded by a carrier, which is thus in association with it. In a similar manner, sachets are also included. Tablets, powders, sachets, and capsules can be used as solid dosage forms suitable for oral administration.

Liquid form preparations include solutions, suspensions and emulsions suitable for oral administration. Aqueous solutions for oral administration can be prepared by dissolving the active compound in water and adding suitable flavorants, coloring agents, stabilizers, and thickening agents as desired. Ethanol, propylene glycol and other pharmaceutically acceptable non-aqueous solvents may be added to improve solubility of the active components. Aqueous suspensions for oral use can be made by dispersing the finely divided active component in water together with a viscous material such as natural or synthetic gums, resins, methyl cellulose, sodium carboxymethyl cellulose, and other suspending agents known to the pharmaceutical formulation art.

Preferably, the pharmaceutical preparation is in unit dosage form. In such form, the preparation is divided into unit doses containing appropriate quantities of the active component. The unit dosage form can be a packaged preparation, the package containing discrete quantities of the preparation, for example, packeted tablets, capsules, and powders in vials or ampoules. The unit dosage form can also be a capsule, sachet, or tablet itself, or it can be the appropriate number of any of these packaged forms.

In therapeutic use as hypolipidemic or hypocholesterolemic agents, the pharmaceutical compositions of this invention are administered to the

- 10 -

patient at dosage levels of from 300 to 1200 mg per day of 5-(2,5-dimethylphenoxy)-2,2-dimethylpentanoic acid (gemfibrozil) and from 5 to 80 mg per day of HMG-CoA reductase inhibitor in a combined formulation. For dosage forms which include up to 900 mg of gemfibrozil, the dosage may be in a single daily dose, preferably in a sustained-release formulation. For dosage forms containing up to 600 mg of gemfibrozil, the dosage may be twice daily. The preferred dose is 600 mg of gemfibrozil and 40 mg of HMG-CoA reductase inhibitor, administered once daily.

The dosages, however, may be varied depending upon the requirements of the patient, the severity of the condition being treated, and the compound being employed. Determination of optimum dosages for a particular situation is within the skill of the physician.

The following examples illustrate particular methods for preparing pharmaceutical compositions in accordance with this invention. These examples are illustrative and are not to be read as necessarily limiting the scope of the invention as it is defined by the appended claims.

Example 1

Capsule Formulation

To prepare 1000 No. 0 gelatine capsules, each containing 300 mg of gemfibrozil and 20 mg of HMG-CoA reductase inhibitor, the following ingredients are employed.

Ingredients

1. Gemfibrozil, 300 g.
2. HMG-CoA reductase inhibitor, 20 g.
3. Finely divided silicon dioxide, 15 g.
4. Corn starch N.F., 141 g.
5. Polysorbate 80 N.F., 4 g.
6. Purified water, 80 ml.

- 11 -

Method of Formulation

- Step A: Blend, after milling, ingredients 1, 2, 3, and 4 in a suitable mixer.
- Step B: Dissolve 5 in 6.
- Step C: Granulate the blended ingredients of Step A together with the ingredients of Step B in a suitable blender.
- Step D: Dry the granulation at 40°C overnight.
- Step E: Mill the dried granulation of Step D using a Fitzmill No. 2RH screen with impact forward at high speed.
- Step F: Fill No.0 capsules with 480 mg each of the milled mixture from Step E.

Example 2

Immediate-release Tablet Formulation

To prepare 1000 immediate-release tablets each containing 300 mg each of gemfibrozil and 10 mg of HMG-CoA reductase inhibitor, the following ingredients are employed.

Ingredients

1. Gemfibrozil, 300 g.
2. HMG-CoA reductase inhibitor, 10 g.
3. Finely divided silicon dioxide, 6 g.
4. Pregelatinized starch 1551 N.F., 71 g.
5. Hydroxypropylcellulose, 8 g.
6. Polysorbate 80 N.F., 3 g.
7. Purified water, 75 ml.
8. Cellulose microcrystalline N.F., 33 g.
9. Finely divided silicon dioxide, 5 g.
10. Calcium stearate, 5 g.

Method of Formulation

- Step A: Mill ingredients 1, 2, 3 and 5 through a No. 0 Screen.
- Step B: B. Dissolve 6 in 7 and mix well.
- Step C: Blend ingredients 1, 2, 3, 4, and 5, in a high intensity type mixer, using mixer and granulator modes for 3 minutes.

- 12 -

- Step D: Granulate the mixture of ingredients from Step C together with the mixture from Step D. Add additional water if needed.
- Step E: Spread the moist granulation from Step D on paper-lined trays and dry at 40°C in a forced-air oven to an LOD of 2-3%.
- Step F: Pass dried granulation from Step E, together with ingredients 9 and 10 through a Fitzmill No. 2RH screen, knives forward, medium speed.
- Step G: Add ingredient 8 to the milled granulation from Step F and blend well.
- Step H: Compress tablets on appropriate punches to a 10-12 Kp hardness and about 0.33 inch guage.

Example 3

Immediate-release Tablet Formulation

To prepare 1000 immediate-release tablets each containing 450 mg of gemfibrozil and 5 mg of HMG-CoA reductase inhibitor, the procedure of Example 2 is followed utilizing the following ingredients.

Ingredients

1. Gemfibrozil, 450 g.
2. HMG-CoA reductase inhibitor, 5 g.
3. Finely divided silicon dioxide, 9 g.
4. Pregelatinized starch 1551 N.F., 106 g.
5. Hydroxypropylcellulose, 12 g.
6. Polysorbate 80 N.F., 5 g.
7. Purified water, 100 ml.
8. Cellulose microcrystalline N.F., 49 g.
9. Finely divided silicon dioxide, 8 g.
10. Calcium stearate, 8 g.

- 13 -

Example 4

Immediate-release Tablet Formulation

To prepare 1000 immediate-release tablets each containing 450 mg of gemfibrozil and 40 mg of HMG-CoA reductase inhibitor, the procedure of Example 3 is followed utilizing the following ingredients.

Ingredients

1. Gemfibrozil, 450 g.
2. HMG-CoA reductase inhibitor, 40 g.
3. Finely divided silicon dioxide, 9 g.
4. Pregelatinized starch 1551 N.F., 106 g.
5. Hydroxypropylcellulose, 12 g.
6. Polysorbate 80 N.F., 5 g.
7. Purified water, 100 ml.
8. Cellulose microcrystalline N.F., 49 g.
9. Finely divided silicon dioxide, 8 g.
10. Calcium stearate, 8 g.

Example 5

Immediate-release Tablet Formulation

To prepare 1000 immediate-release tablets each containing 600 mg of gemfibrozil and 50 mg of HMG-CoA reductase inhibitor, the procedure of Example 3 is followed utilizing the following ingredients.

Ingredients

1. Gemfibrozil, 600 g.
2. HMG-CoA reductase inhibitor, 50 g.
3. Finely divided silicon dioxide, 12 g.
4. Pregelatinized starch 1551 N.F., 141 g.
5. Hydroxypropylcellulose, 16 g.
6. Polysorbate 80 N.F., 6 g.
7. Purified water, 150 ml.
8. Cellulose microcrystalline N.F., 65 g.
9. Finely divided silicon dioxide, 10 g.
10. Calcium stearate, 10 g.

- 14 -

Example 6

Immediate-release Tablet Formulation

To prepare 1000 immediate-release tablets each containing 600 mg of gemfibrozil and 5 mg of HMG-CoA reductase inhibitor, the procedure of Example 3 is followed utilizing the following ingredients.

Ingredients

1. Gemfibrozil, 600 g.
2. HMG-CoA reductase inhibitor, 5 g.
3. Finely divided silicon dioxide, 12 g.
4. Pregelatinized starch 1551 N.F., 141 g.
5. Hydroxypropylcellulose, 16 g.
6. Polysorbate 80 N.F., 6 g.
7. Purified water, 150 ml.
8. Cellulose microcrystalline N.F., 65 g.
9. Finely divided silicon dioxide, 10 g.
10. Calcium stearate, 10 g.

Example 7

Immediate-release Tablet Formulation

To prepare 1000 immediate-release tablets each containing 600 mg of gemfibrozil and 20 mg of HMG-CoA reductase inhibitor, the procedure of Example 3 is followed utilizing the following ingredients.

Ingredients

1. Gemfibrozil, 600 g.
2. HMG-CoA reductase inhibitor, 20 g.
3. Finely divided silicon dioxide, 12 g.
4. Pregelatinized starch 1551 N.F., 141 g.
5. Hydroxypropylcellulose, 16 g.
6. Polysorbate 80 N.F., 7 g.
7. Purified water, 150 ml.
8. Cellulose microcrystalline N.F., 65 g.
9. Finely divided silicon dioxide, 10 g.
10. Calcium stearate, 10 g.

Example 8

Sustained-release Tablet Formulation

To prepare 1000 sustained-release tablets each containing 450 mg of gemfibrozil and 20 mg of HMG-CoA reductase inhibitor, the following ingredients are utilized.

Ingredients

1. Gemfibrozil, 450 g.
2. HMG-CoA reductase inhibitor, 20 g.
3. Microcrystalline cellulose type CL611, 35 g.
4. Cross carmellose sodium NF type A, 5 g.
5. Eudragit E30D, 180 g.
6. Purified water, 35 ml.
7. Talc USP, 5 g.
8. Cross carmellose Na NF type A, 7 g.
9. Ca stearate NF, 5 g.

Method of Formulation

- Step A: Load ingredients 1, 2, 3 and 4 into a Collette Gral and mix for 3 minutes with the mixer at 200 rpm and the granulator speed set at 2. Add ingredient 5 while mixing and continue to mix for an additional 2 minute using the same mixing conditions. Use sufficient quantity of purified water to make the granulation.
- Step B: Spread the moist granulation on paper lined trays and dry in forced-air oven at 38-40°C to an LOD of less than 1%.
- Step C: Add ingredients 7 and 8. Pass the resulting mixture through a Fitzmill No. 2RH screen, knives forward at medium speed.
- Step D: Load the granulation into an appropriate blender and tumble blend for five minues.

- 16 -

- Step E: Withdraw a small portion of the granulation from the blender, add ingredient 9 through a No. 30 screen, mix well and return the mixture to the blender. Continue to tumble blend for an additional 5 minutes.
- Step F: Compress tablets at 10-12 Kp hardness and about 0.225 inch guage using appropriate tooling.

Example 9

Sustained-release Tablet Formulation

To prepare 1000 sustained-release tablets each containing 450 mg of gemfibrozil and 40 mg of HMG-CoA reductase inhibitor, the method of Example 8 was employed utilizing the following ingredients.

Ingredients

1. Gemfibrozil, 450 g.
2. HMG-CoA reductase inhibitor, 40 g.
3. Microcrystalline cellulose type CL611, 35 g.
4. Cross carmellose sodium NF type A, 5 g.
5. Eudragit E30D, 180 g.
6. Purified water, 35 ml.
7. Talc USP, 5 g.
8. Cross carmellose Na NF type A, 7 g.
9. Ca stearate NF, 5 g.

Example 10

Sustained-release Tablet Formulation

To prepare 1000 sustained-release tablets each containing 600 mg of gemfibrozil and 20 mg of HMG-CoA reductase inhibitor, the method of Example 8 was employed utilizing the following ingredients.

- 17 -

Ingredients

1. Gemfibrozil, 600 g.
2. HMG-CoA reductase inhibitor, 20 g.
3. Microcrystalline cellulose type CL611, 46 g.
4. Cross carmellose sodium NF type A, 7 g.
5. Eudragit E30D, 240 g.
6. Purified water, 47 ml.
7. Talc USP, 7 g.
8. Cross carmellose sodium NF type A, 75 g.
9. Ca stearate NF, 7 g.

Example 11

Sustained-release Tablet Formulation

To prepare 1000 sustained-release tablets each containing 600 mg of gemfibrozil and 30 mg of HMG-CoA reductase inhibitor, the method of Example 8 was employed utilizing the following ingredients.

Ingredients

1. Gemfibrozil, 600 g.
2. HMG-CoA reductase inhibitor, 30 g.
3. Microcrystalline cellulose type CL611, 46 g.
4. Cross carmellose sodium NF type A, 7 g.
5. Eudragit E30D, 240 g.
6. Purified water, 47 ml.
7. Talc USP, 7 g.
8. Cross carmellose sodium NF type A, 75 g.
9. Ca stearate NF, 7 g.

Example 12

Sustained-release Tablet Formulation

To prepare 1000 sustained-release tablets each containing 900 mg of gemfibrozil and 20 mg of HMG-CoA reductase inhibitor, the method of Example 8 was employed utilizing the following ingredients.

- 18 -

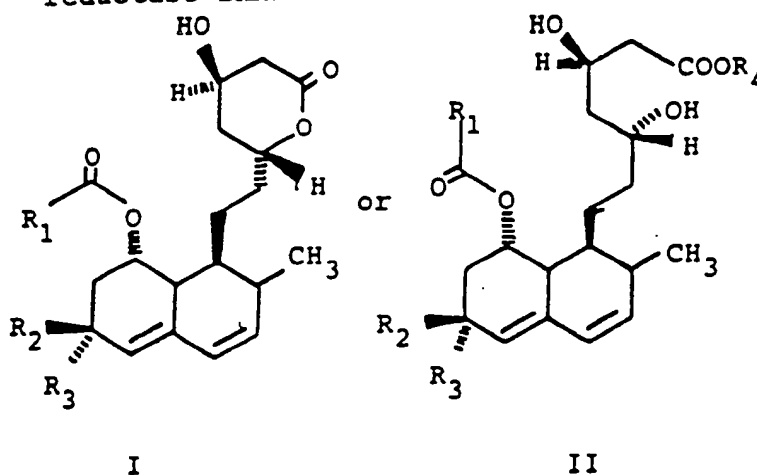
Ingredients

1. Gemfibrozil, 900 g.
2. HMG-CoA reductase inhibitor, 25 g.
3. Microcrystalline cellulose type CL611,
75 g.
4. Cross carmellose sodium NF type A, 10 g.
5. Eudragit E30D, 240 g.
6. Purified water, 70 ml.
7. Talc USP, 10 g.
8. Cross carmellose sodium NF type A, 75 g.
9. Ca stearate NF, 10 g.

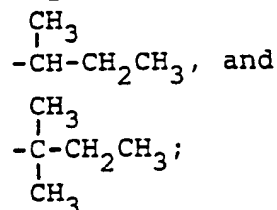
CLAIMS:

1. A pharmaceutical composition comprising
 a first component comprising
 5-(2,5-dimethylphenoxy)-2,2-
 dimethylpentanoic acid or a lower
 alkyl ester or pharmaceutically
 acceptable base addition salt
 thereof together with
 a second component comprising an HMG-CoA
 reductase inhibitor selected from

10



where R_1 is selected from



15

R_2 is hydrogen or hydroxy;

R_3 is hydrogen or methyl; and

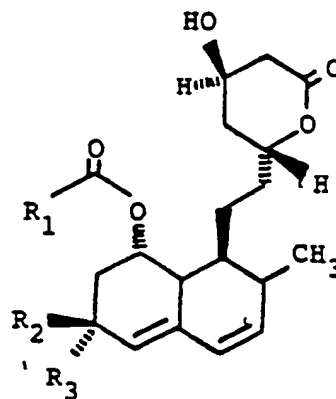
20

R_4 is lower alkyl or hydrogen or a
 pharmaceutically acceptable
 base addition salt thereof;

together with a pharmaceutically
 acceptable carrier; said first and
 second components being present in a
 weight ratio of respectively between 5:1
 and 200:1.

25

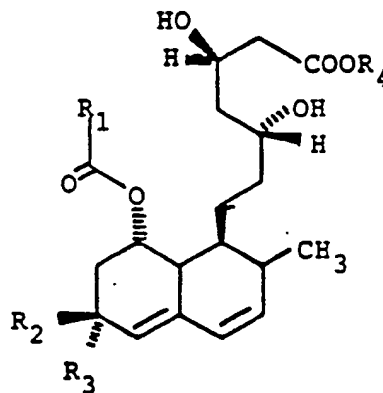
2. A pharmaceutical composition as defined in Claim 1 wherein said second component is selected from



wherein R_1 , R_2 , and R_3 are as defined therein.

5

3. A pharmaceutical composition as defined in Claim 1 wherein said second component is selected from



wherein R_1 , R_2 , R_3 and R_4 are as defined therein.

5

4. A pharmaceutical composition as defined in Claim 2 wherein said HMG-CoA reductase inhibitor is [1S-[1α(R*),3α,7β,8β(2S*,4S*),-8αβ]]-1,2,3,7,8,8a-hexahydro-3,7-dimethyl-
5 8-[2-(tetrahydro-4-hydroxy-6-oxo-2H-pyran-2-yl)ethyl]-1-naphthalenyl 2-methylbutanoate.
5. A pharmaceutical composition as defined in Claim 3 wherein said HMG-CoA reductase inhibitor is [1S-[1α(βS*,δS*),2α,6β,8β(R*)-8αα]]-1,2,6,7,8,8a-hexahydro-β,δ-dihydroxy-
5 2,6-dimethyl-8-(2-methyl-1-oxobutoxy)-1-naphthaleneheptanoic acid or a lower alkyl ester or pharmaceutically acceptable base addition salt thereof.
6. A pharmaceutical composition as defined in Claim 3 wherein said HMG-CoA reductase inhibitor is [1S-[1α,3α,7β,8β(2S*,4S*)8αβ]]-
5 1,2,3,7,8,8a-hexahydro-3,7-dimethyl-8-[2-(tetrahydro-4-hydroxy-6-oxo-2H-pyran-2-yl)ethyl]-1-naphthalenyl 2,2-dimethylbutanoate.
7. A pharmaceutical composition as defined in Claim 3 wherein said HMG-CoA reductase inhibitor is [1S-[1α(βS*,δS*),2α,6β,8β,8αα]]-
5 8-(2,2-dimethyl-1-oxobutoxy)-1,2,6,7,8,8a-hexahydro-β,δ-dihydroxy-2,6-dimethyl-1-naphthaleneheptanoic acid or a lower alkyl ester or pharmaceutically acceptable base addition salt thereof.

8. A pharmaceutical composition as defined in Claim 3 wherein said HMG-CoA reductase inhibitor is [1S-[1 α (R*),3 β ,7 β ,8 β (2S*,4S*),-8 $\alpha\beta$]]-1,2,3,7,8,8a-hexahydro-3-hydroxy-7-methyl-8-[2-(tetrahydro-4-hydroxy-6-oxo-2H-pyran-2-yl)ethyl]-1-naphthalenyl 2-methylbutanoate.
9. A pharmaceutical composition as defined in Claim 3 wherein said HMG-CoA reductase inhibitor is [1S-[1 α (β S*, δ S*),2 α ,6 α ,8 β (R*),-8 $\alpha\alpha$]]-1,2,6,7,8,8a-hexahydro- β , δ ,6-tri-hydroxy-2-methyl-8-(2-methyl-1-oxobutoxy)-1-naphthaleneheptanoic acid or a lower alkyl ester or pharmaceutically acceptable base addition salt thereof.
10. A pharmaceutical composition as defined in Claim 3 wherein said HMG-CoA reductase inhibitor is [1S-[1 α (R*),7 β ,8 β (2S*,4S*),-8 $\alpha\beta$]]-1,2,3,7,8,8a-hexahydro-7-methyl-8-[2-(tetrahydro-4-hydroxy-6-oxo-2H-pyran-2-yl)ethyl]-1-naphthalenyl 2-methylbutanoate.
11. A pharmaceutical composition as defined in Claim 3 wherein said HMG-CoA reductase inhibitor is [1S-[1 α (β S*, δ S*),2 α ,8 β (R*),-8 $\alpha\alpha$]]-1,2,6,7,8,8a-hexahydro- β , δ -dihydroxy-2-methyl-8-(2-methyl-1-oxobutoxy)-1-naphthaleneheptanoic acid or a lower alkyl ester or pharmaceutically acceptable base addition salt thereof.

12. A pharmaceutical composition in accordance with Claim 1 in capsule form containing between 300 and 900 milligrams of 5-(2,5-dimethylphenoxy)-2,2-dimethylpentanoic acid or a lower alkyl ester or pharmaceutically acceptable base addition salt thereof together with from 5 to 80 milligrams of said HMG-CoA reductase inhibitor.
13. A pharmaceutical composition in accordance with Claim 1 in immediate release tablet form containing between 300 and 900 milligrams of 5-(2,5-dimethylphenoxy)-2,2-dimethylpentanoic acid or a lower alkyl ester or pharmaceutically acceptable base addition salt thereof together with from 5 to 80 milligrams of said HMG-CoA reductase inhibitor.
14. A pharmaceutical composition in accordance with Claim 1 in sustained release tablet form containing between 300 and 900 milligrams of 5-(2,5-dimethylphenoxy)-2,2-dimethylpentanoic acid or a lower alkyl ester or pharmaceutically acceptable base addition salt thereof together with from 5 to 60 milligrams of said HMG-CoA reductase inhibitor.



INTERNATIONAL APPLICATION PUBLISHED UNDER THE PATENT COOPERATION TREATY (PCT)

<p>(51) International Patent Classification⁴ : A61K 31/365, 31/35, 3/215 A61K 31/19 // (A61K 31/365 A61K 31:35, 31:215, 31:19)</p>	A3	<p>(11) International Publication Number: WO 88/ 05296 (43) International Publication Date: 28 July 1988 (28.07.88)</p>
<p>(21) International Application Number: PCT/US88/00257 (22) International Filing Date: 26 January 1988 (26.01.88) (31) Priority Application Number: 007,061 (32) Priority Date: 27 January 1987 (27.01.87) (33) Priority Country: US (60) Parent Application or Grant (63) Related by Continuation US 007,061 (CON) Filed on 27 January 1987 (27.01.87) (71) Applicant (for all designated States except US): WARN- ER-LAMBERT COMPANY [US/US]; 2800 Ply- mouth Road, Ann Arbor, MI 48105 (US).</p>	<p>(72) Inventors; and (75) Inventors/Applicants (for US only) : FAWZI, Mahdi, B. [US/US]; 11 Timberline Drive, Flanders, NJ 07836 (US). NEWTON, Roger, S. [US/US]; 1425 Bardstown Trail, Ann Arbor, MI 48105 (US). ROTH, Bruce, D. [US/US]; 1440 King George Blvd., Ann Arbor, MI 48104 (US). YAKATAN, Gerald, J. [US/US]; 13813 Boquita Drive, Del Mar, CA 92014 (US). (74) Agents: JANSSEN, Jerry, F.; Warner-Lambert Com- pany, 2800 Plymouth Road, Ann Arbor, MI 48105 (US) et al. (81) Designated States: AT, AT (European patent), AU, BB, BE (European patent), BG, BR, CH, CH (European patent), DE, DE (European patent), DK, FI, FR (Eu- ropean patent), GB, GB (European patent), HU, IT (European patent), JP, KP, KR, LK, LU, LU (Euro- pean patent), MC, MG, MW, NL, NL (European pa- tent), NO, RO, SD, SE, SE (European patent), SU, US. Published <i>With international search report Before the expiration of the time limit for amending the claims and to be republished in the event of the receipt of amendments.</i> (88) Date of publication of the international search report: 22 September 1988 (22.09.88)</p>	
<p>(54) Title: LIPID REGULATING COMPOSITIONS:</p>		
<p>(57) Abstract</p> <p>Single dose formulations containing 5-(2,5-dimethylphenoxy)-2,2-dimethylpentanoic acid and an HMG-CoA reduc- tase inhibitor are effective pharmacological formulations for regulating blood serum lipid and cholesterol levels.</p>		


FOR THE PURPOSES OF INFORMATION ONLY

Codes used to identify States party to the PCT on the front pages of pamphlets publishing international applications under the PCT.

AT	Austria	FR	France	ML	Mali
AU	Australia	GA	Gabon	MR	Mauritania
BB	Barbados	GB	United Kingdom	MW	Malawi
BE	Belgium	HU	Hungary	NL	Netherlands
BG	Bulgaria	IT	Italy	NO	Norway
BJ	Benin	JP	Japan	RO	Romania
BR	Brazil	KP	Democratic People's Republic of Korea	SD	Sudan
CF	Central African Republic	KR	Republic of Korea	SE	Sweden
CG	Congo	LI	Liechtenstein	SN	Senegal
CH	Switzerland	LK	Sri Lanka	SU	Soviet Union
CM	Cameroon	LU	Luxembourg	TD	Chad
DE	Germany, Federal Republic of	MC	Monaco	TG	Togo
DK	Denmark	MG	Madagascar	US	United States of America
FI	Finland				

INTERNATIONAL SEARCH REPORT

International Application No PCT/US 88/00257

I. CLASSIFICATION OF SUBJECT MATTER (if several classification symbols apply, indicate all) ⁶		
According to International Patent Classification (IPC) or to both National Classification and IPC A 61 K 31/365; IPC ⁴ A 61 K 31/35; A 61 K 31/215; A 61 K 31/19; //(A 61 K 31/365, IPC : 31:35, 31:215, 31:19)		
II. FIELDS SEARCHED		
Minimum Documentation Searched ⁷		
Classification System	Classification Symbols	
IPC ⁴	A 61 K	
Documentation Searched other than Minimum Documentation to the Extent that such Documents are Included in the Fields Searched ⁸		
III. DOCUMENTS CONSIDERED TO BE RELEVANT ⁹		
Category ¹⁰	Citation of Document, ¹¹ with indication, where appropriate, of the relevant passages ¹²	Relevant to Claim No. ¹³
A	US, A, 3846541 (ALAN NORMAN HOWARD) 5 November 1974 cited in the application ---	1-14
A	EP, A, 0010299 (MERCK & CO., INC.) 17 September 1980 cited in the application -----	1-14
<p>¹⁰ Special categories of cited documents: ¹⁰</p> <p>"A" document defining the general state of the art which is not considered to be of particular relevance</p> <p>"E" earlier document but published on or after the international filing date</p> <p>"L" document which may throw doubts on priority claim(s) or which is cited to establish the publication date of another citation or other special reason (as specified)</p> <p>"O" document referring to an oral disclosure, use, exhibition or other means</p> <p>"P" document published prior to the international filing date but later than the priority date claimed</p> <p>"T" later document published after the international filing date or priority date and not in conflict with the application but cited to understand the principle or theory underlying the invention</p> <p>"X" document of particular relevance; the claimed invention cannot be considered novel or cannot be considered to involve an inventive step</p> <p>"Y" document of particular relevance; the claimed invention cannot be considered to involve an inventive step when the document is combined with one or more other such documents, such combination being obvious to a person skilled in the art.</p> <p>"A" document member of the same patent family</p>		
IV. CERTIFICATION		
Date of the Actual Completion of the International Search	Date of Mailing of this International Search Report	
29th July 1988	25 AUG 1988 ¹⁴	
International Searching Authority	Signature of Authorized Officer	
EUROPEAN PATENT OFFICE	 P. G. VAN DER PIJPEN	

**ANNEX TO THE INTERNATIONAL SEARCH REPORT
ON INTERNATIONAL PATENT APPLICATION NO.**

US 8800257
SA 21231

This annex lists the patent family members relating to the patent documents cited in the above-mentioned international search report. The members are as contained in the European Patent Office EDP file on 17/08/88. The European Patent Office is in no way liable for these particulars which are merely given for the purpose of information.

Patent document cited in search report	Publication date	Patent family member(s)	Publication date
US-A- 3846541	05-11-74	FR-A, B 2110458	02-06-72
		DE-A- 2151510	20-04-72
		GB-A- 1348642	20-03-74
		AU-A- 3451371	19-04-73
		CA-A- 968272	27-05-75
		AU-B- 458705	06-03-75
		SE-B- 402709	17-07-78
EP-A- 0010299	30-04-80	AU-A- 5155179	24-04-80
		JP-A- 55073615	03-06-80
		AU-B- 520086	14-01-82
		CA-A- 1139666	18-01-83
		AT-B- E6202	15-03-84

EPO FORM 10479